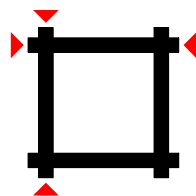
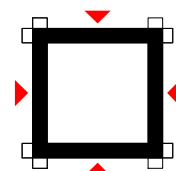


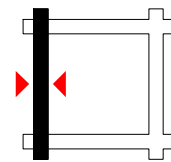
# Sandra B 40



320 x 320 cm

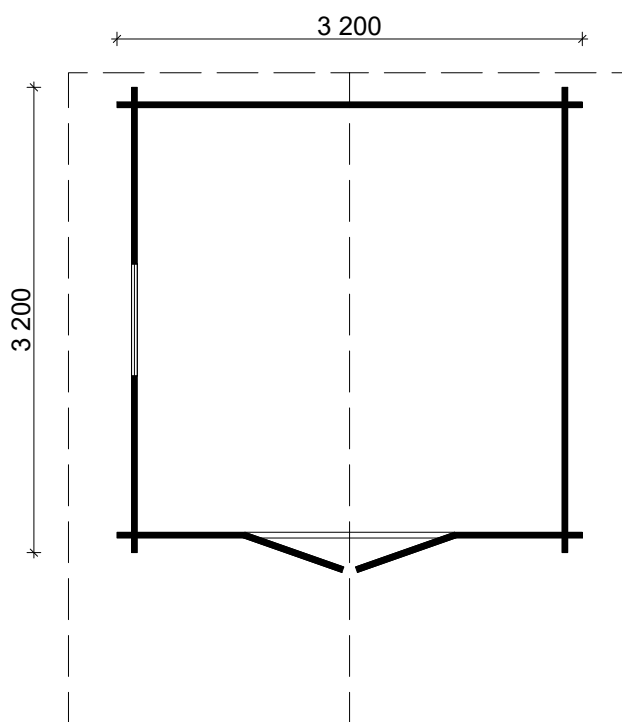


300 x 300 cm







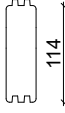






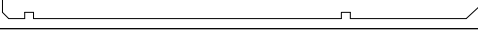

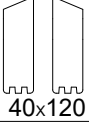


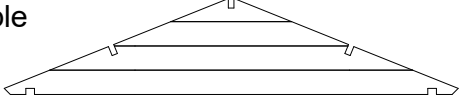
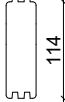








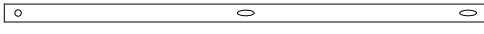


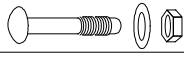

40 mm

Picture is illustrative!

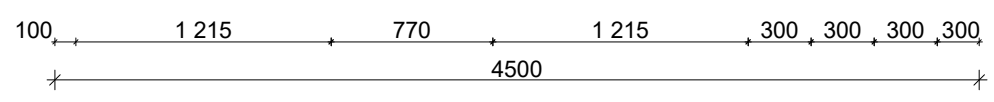
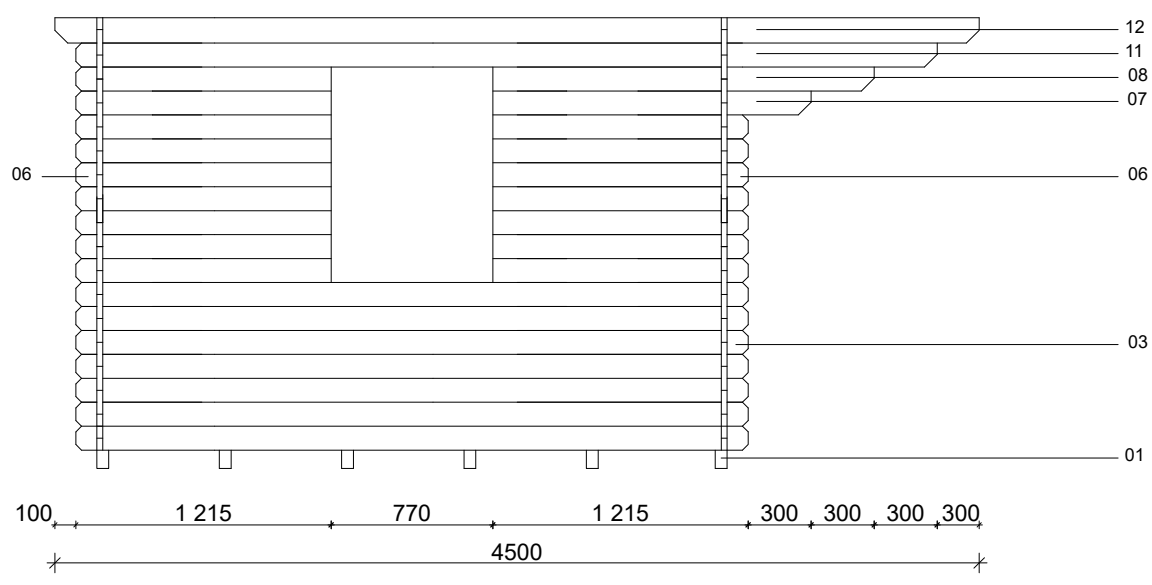

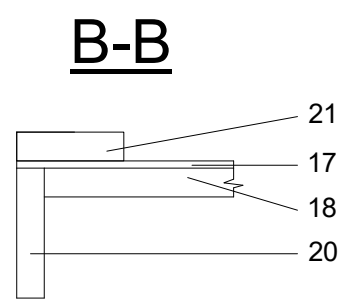
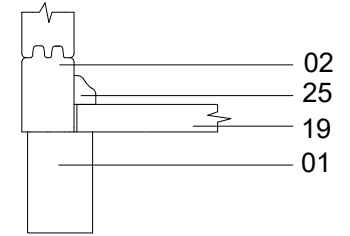
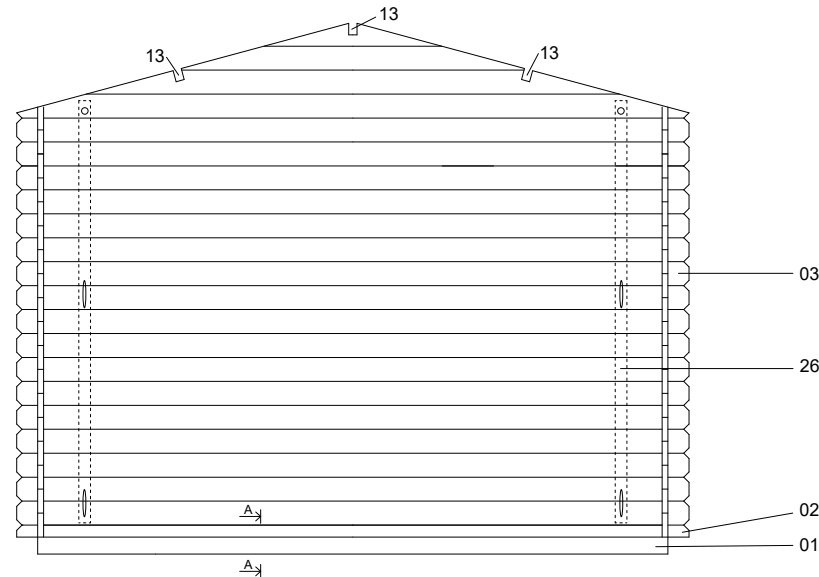
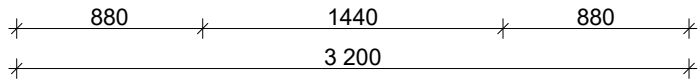
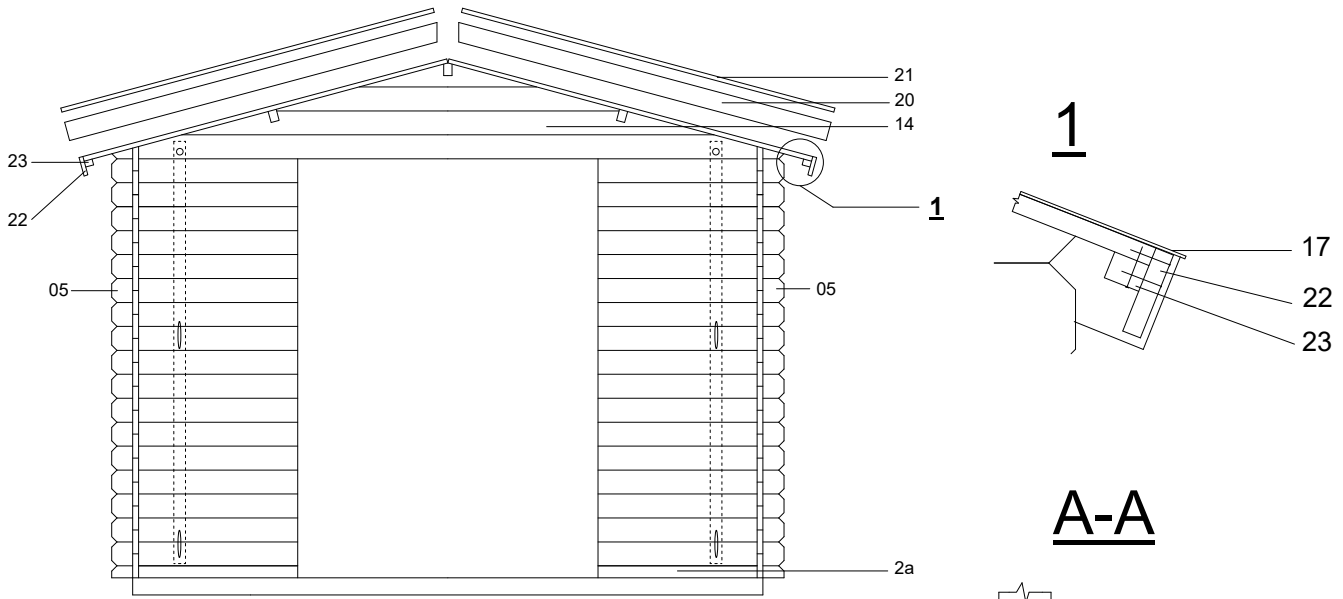


DE Alle angegebenen Maße sind ca.-Maße  
EN All dimensions are approximate  
NL Alle maten zijn circa maten  
NO Alle vedlagte mal er ca  
ES Todas las dimensiones son aproximadas  
PT Todas as dimensões são aproximadas  
PL Wszystkie wymiary są przybliżone  
EE Kõik mõõdud on ligilähedased  
IT Tutte le misure indicate sono circa  
DK Alle angivne mål er ca.-mål  
SE Samtliga mått är ungefärliga  
FR Toutes les dimensions fournies sont approximatives

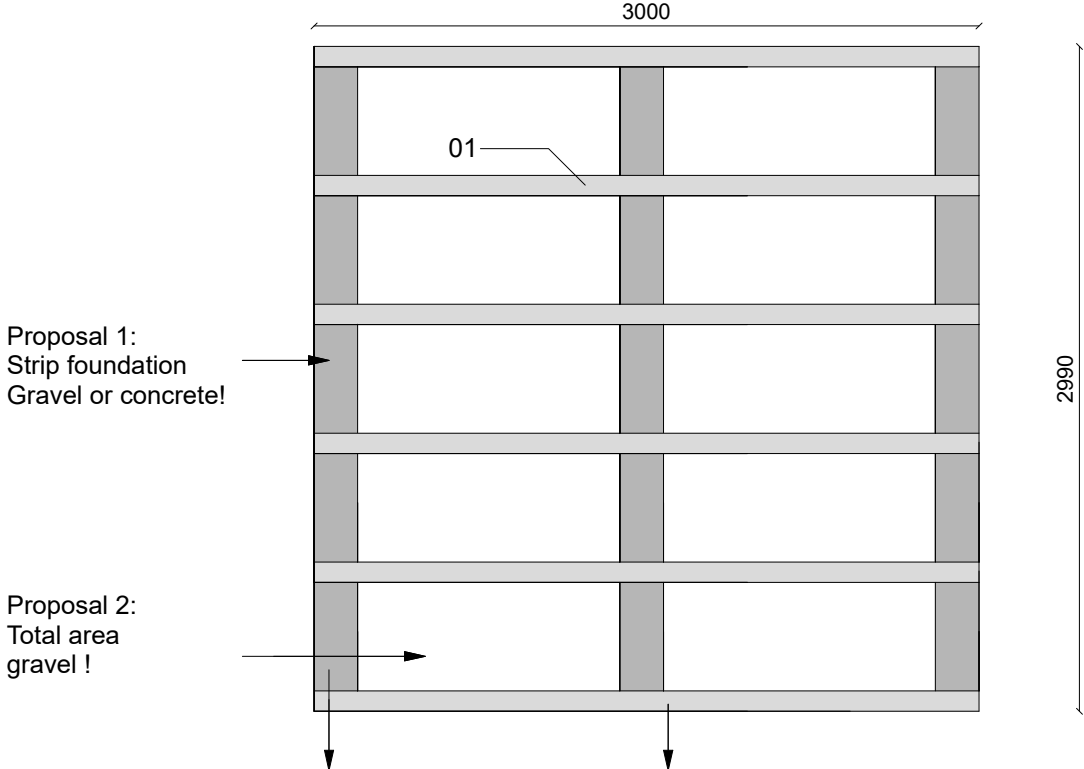
# Sandra B 40 mm - Specification

Nr	Description	Profile mm	Length mm	Quantity
01	Foundation	45x70	3000	6
02			3200	1
2a			880/880	1/1
03			3200	38
05			880	34
06			1215	16
07			1515	1
08			1815	1
09			3500	1
10			3800	1
11			4100	2
12			 40x120	4500
13	Purlin 	 40x145	4500	3(2+1)
14	Gable 	 114	3200	2
15	Doubledoor ca. 1425 x 1955 mm			1
16	Window ca. 765 x 990 mm			1
17	Roofing felt			--
18	Roof board	Vers. 1 > 	2000	102+2
		Vers. 2 > 	2000	82+2
19	Floor board	Vers. 1 > 	2915	33+1
		Vers. 2 > 	2915	27+1
20	Facia board 	18x115	2034	4
21	Gable edge board	18x90	2034	4
22	Eave edging		4500	2
23	Eave edging slat	25x36	2250	4
24	Diamond			2
25	Baseboard		ca. 11,7 m	
26	Storm braces 		2010	4
27	Screws 4,0x40 ; 4,0x50 ; 5,0x70 ; 6,0x140 		100 / 500 / 15 / 40	
28	Nails 1,4 x 35 			50
29	Bolt M8x70, nut, washer 			12
30	Hitblock 	40x114	300-400	~3

# Sandra B 40 mm



# Sandra B 40 mm - Foundation



Compacted gravel  
or concrete

ca. 250 mm. wide  
ca. 600 mm. deep

Foundation beam

ca. 45 mm. wide  
ca. 70 mm. high  
ca. 3000 mm long

House	Number of foundation beams
Sandra B 40	6 (circa 45x70x3000 mm)